



March 10, 2023

To: Impacted Locals/State

Please review the Seniority List and WHImpact Statement
If there are any inaccuracies or immediate issues please
contact the Regional Office ASAP ogonzalez@apwu.org

Omar Gonzalez
Western Region Coordinator
American Postal Workers Union, AFL-CIO
1350 Old Bayshore Hwy. Suite 360
Burlingame, CA 94010-1882

SUBJECT: Notice of Impacts in the CA-6 District

Dear Mr. Gonzalez,

This letter is with regard to the operational change at the Imperial Beach, CA Post Office due to the S&DC. In order to minimize the impact due to the operational change we are authorizing the withholding of two (2) Full Time Level 6 clerk residual vacancies at the same (Level 6) or lower level in surrounding installations within a 50 mile radius. These positions include clerk, carrier, mail handler and maintenance craft positions.

If you have any questions, please contact Olin Moore WestPac Area Labor Relations at 303-313-5424.

Olin Moore for
Jeffrey Duba
Director, Field Labor Relations
West Pac/Western Processing and Logistics

Cc: District Manager CA-6
Manager Human Resources CA-6
Manager Labor Relations CA-6
NALC NBA Lewis
NPMHU Regional Director Denver

WorkHour Impact Report

Impacted Bid Cluster	IMPERIAL BEACH POST OFFICE
Installation Address	
Area Name	WESTPAC RETAIL & DELIVERY
Impact Type	Reduction Other Than by Attrition
Date of Impact	09/09/2023
Period (Dates) of Review Performed	2/26/22 – 2/24/23
Report Prepared By	Diandre James
Report Prepared Date	03/09/2023
Reviewed By	Jennifer Vo
Phone	(858) 674-0301

WorkHour Impact Report

Craft = CLERK

	A	B	C	D	E	F	G
	Current Average Weekly Hrs	Planned Weekly Hrs	Weekly Hrs Savings	Monthly Savings	Annual Work Hours Savings	Annual FTE Savings	Current FTE Yearly Hr Rate
Total	175	94	-81	-324	-4212	-2	1924

OverTime Impact

	Current OT Average Weekly Hrs	Current OT Rate	Planned OT per Week from changes	Additional Planned OT per Week	Percent Planned OT per Week	Planned OT Hours per Week	Planned OT Rate
Total	14	8%	-6	0		8	8.5%

WorkHour Impact Report

Casuals

a. Current Number of CLERK Casuals on Rolls	0
b. Current Total Non-OverTime CLERK Casuals Hours per Month	0
c. Planned Reduction in Total Non-OverTime CLERK Casuals Hours per Month	0
d. Number of CLERK Casuals that will have Reduced Hours	0
e. Number of CLERK Casuals that will be Terminated	0
f. Number of CLERK Casuals Remaining After Impact	0
g. Provide Narrative Justifying need for Remaining CLERK Casuals	
N/A	

Mail Handler (MHAs)

a. Current Number of CLERK MHAs on Rolls	0
b. Current Total Non-OverTime CLERK MHA Hours per Month	0
c. Planned Reduction in Total Non-OverTime CLERK MHA Hours per Month	0
d. Number of CLERK MHAs that will have Reduced Hours	0
e. Number of CLERK MHAs that will be Terminated	0
f. Number of CLERK MHAs Remaining After Impact	0
g. Provide Narrative Justifying need for Remaining CLERK MHAs	
N/A	

Part Time Flexible (PTFs)

a. Current Number of CLERK PTFs on Rolls	0
b. Current Total Non-OverTime CLERK PTFs Hours per Month	0
c. Planned Reduction in Total Non-OverTime CLERK PTFs Hours per Month	0
d. Number of CLERK PTFs that will have Reduced Hours	0
e. Will there be any CLERK PTFs Excessed from Craft or Installation	NO
If Yes how Many CLERK PTFs	0
f. Provide Narrative Explaining need for Excessing	
N/A	

City Carrier Assistant (CCAs)

a. Current Number of CLERK CCAs on Rolls	0
--	---

b. Current Total Non-OverTime CLERK CCA Hours per Month	0
c. Planned Reduction in Total Non-OverTime CLERK CCA Hours per Month	0
d. Number of CLERK CCAs that will have Reduced Hours	0
e. Number of CLERK CCAs that will be Terminated	0
f. Number of CLERK CCAs Remaining After Impact	0
g. Provide Narrative Justifying need for Remaining CLERK CCAs	
N/A	

Postal Support Employees (PSE)

a. Current Number of CLERK PSE on Rolls	1
b. Current Total Non-OverTime CLERK PSE Hours per Month	108
c. Planned Reduction in Total Non-OverTime CLERK PSE Hours per Month	-28
d. Number of CLERK PSE that will have Reduced Hours	1
e. Number of CLERK PSE that will be Terminated	0
f. Number of CLERK PSE Remaining After Impact	1
g. Provide Narrative Justifying need for Remaining CLERK PSE	
No Change	

WorkHour Impact Report

Part Time Regular (PTRs)

a. Current Number of CLERK PTRs on Rolls	0
b. Planned Number of CLERK PTR Positions after Impact	0
c. Estimated Number of CLERK PTR Attrition	0
d. Will there be any CLERK PTRs Excessed from Craft or Installation	NO
CLERK PTRs	0
e. Provide Narrative Explaining need for Excessing	
N/A	

Full Time Regular (FTRs)

a. Current Number of CLERK FTRs on Rolls	4
b. Planned Number of CLERK FTR Positions After Impact	2
c. Estimated Number of CLERK FTR Attrition	0
d. Will there be any CLERK FTRs Excessed from Craft or Installation	YES
If Yes how Many CLERK FTRs	2
e. Provide Narrative Explaining need for Excessing	
Reduction of 2 FTR level 6. Will adjust impact if attrition occurs.	

WorkHour Impact Report-CLERK

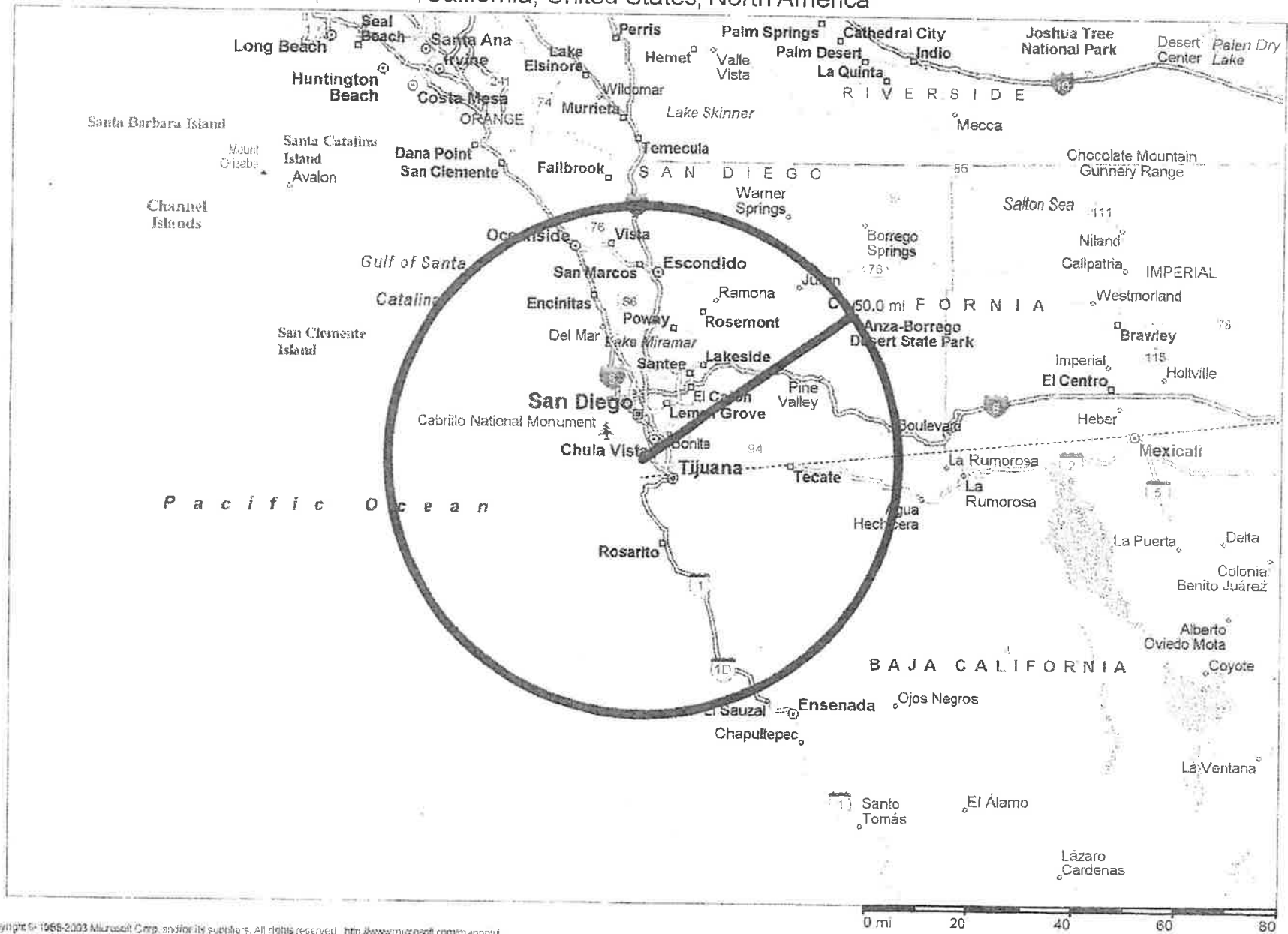
Preliminary Summary

a. Total Planned Non-OT Reduction per Month for Regulars and PTRs	-296
b. Planned Reduction in Total OT Hours per Month	-24
c. Planned Reduction in Casual Non-OT Hours per Month	0
d. Planned Reduction in MHA Non-OT Hours per Month	0
e. Planned Reduction in PTF Non-OT Hours per Month	0
f. Planned Reduction in CCA Non-OT Hours per Month	0
g. Planned Reduction in PSE Non-OT Hours per Month	-28
h. Total Planned Non-OT Hours per Month	376
i. Total FTE Savings	-2

Imperial Beach, CA, Seniority Roster, Clerk
03/10/2023

FINANCE	OFFICE	LAST	FIRST	JOB ID	JOB TITLE	EMP LEVEL	D/A	FUNC	LDC	OCC CODE	SEN DATE	VET PREF
53660	IMPERIAL BEACH PO	MARTINEZ	MARYBEL	70225176	LEAD SALES & SERVICES ASSOCIATE	7	110	4	48	23200009	9/9/2000	N
53660	IMPERIAL BEACH PO	ESPINOZA	MARJA	70211837	SALES, SVCS/DISTRIBUTION ASSOC	6	110	4	48	23200003	2/21/2000	N
53660	IMPERIAL BEACH PO	JECKOJ	NANCY	70212126	SALES, SVCS/DISTRIBUTION ASSOC	6	110	4	45	23200003	8/31/2019	N
53660	IMPERIAL BEACH PO	TAYLOR	REESHEMAH	72899132	PSE MAIL PROCESSING CLERK	6	813	4	48	23950018	12/4/2021	N
53660	IMPERIAL BEACH PO	SEBURA	MARIA	71372499	SALES, SVCS/DISTRIBUTION ASSOC	6	110	4	45	23200003	5/21/2022	N

Imperial Beach, California, United States, North America



Copyright © 1996-2003 Microsoft Corp. and/or its suppliers. All rights reserved. <http://www.microsoft.com/appoint>
© Copyright 2002 by Geographic Data Technologies, Inc. All rights reserved. © 2002 Navigation Technologies. All rights reserved. This data includes information taken with permission from Canadian authorities © 1991-2002 Government of Canada (Statistics Canada and/or Geomatics Canada), all rights reserved.

S&DC


**Union and Management
Association**

CRDO



Updated as of: 12/01/2022



Athens – Work in Progress



Athens S&DC – Work in Progress




Sensitive Commercial Information Do Not Disclose Attorney-Client Privileged/Attorney Work Product
MM0000000000


Launch Date: 11/19/2022




Athens – Work in Progress



New Design Building - Pallet (or) Scrap Separator - Clear with Conveyor Processing




End of Day Area



AM Processing (Left side)


Athens – Work in Progress



11/19/2022 - New Mail Distribution Separation/Sortation





11/22/2022 - New Mail Distribution Separation/Sortation



11/23/2022 - New Mail Distribution Separation/Sortation

DPS Volume: 11/19/2022 Saturday Delivery day: 141,000
11/22/2022 Monday Delivery day: 262,000
11/23/2022 Tuesday Delivery day: 86,000

Brooklyn-Alabama – Work in Progress



Carrier Garage and Loading Area


Sensitive Commercial Information Do Not Disclose/Attorney-Client Privileged/Attorney Work Product
MMDDYY

Launch Date: 11/26/2022



FY23 S&DC Activations

• 6 S&DCs for APWU February Move Date

Hub Name	Market	Current Parking	Total Parking Required	Parking Diff	Route Count in Hub	Total Route Count	ZIPs in Market	Routes in Market	% Routes in Market	Total Delivery Points	Total Population	Package DDU (ADV)	Package Network (ADV)	Total Packages (ADV)	Activation Date
WOBURN - MPO & CARRIER ANNEX	NORTH READING MA	428	465	-37	149	198	10	198	100%	92,458	211,756	7,589	8,658	16,246	Feb-23
UTICA - P&DF		282	472	-190	59	201				109,316	239,909	7,147	8,772	15,918	Feb-23
PANAMA CITY - P&DF		202	294	-92	25	125				104,024	181,203	11,625	7,109	18,734	Feb-23
GAINESVILLE - P&DF		254	458	-204	61	195				136,471	295,491	7,025	11,623	18,649	Feb-23
BRYAN - P&DC-MAIN OFFICE-SHF		371	355	16	55	151				117,047	265,271	16,093	7,840	23,933	Feb-23
PASCO - P&DF 		300	360	-60	96	153				112,157	274,990	16,562	9,217	25,779	Feb-23
Total		1,837	2,404	-567	445	1,023	10	198	19%	671,473	1,468,620	66,041	53,218	119,259	

• 7 S&DCs for APWU June Move Date

Hub Name	Market	Current Parking	Total Parking Required	Parking Diff	Route Count in Hub	Total Route Count	ZIPs in Market	Routes in Market	% Routes in Market	Total Delivery Points	Total Population	Package DDU (ADV)	Package Network (ADV)	Total Packages (ADV)	Activation Date
ANNAPOLIS - CAX	LINTHICUM MD	280	294	-14	70	125	8	125	100%	62,539	136,868	4,791	6,220	11,012	Jun-23
GOLDEN - MAIN OFFICE	DENVER CO	256	259	-3	53	110	6	110	100%	64,086	139,239	4,585	6,888	11,473	Jun-23
BARTLETT/HANOVER PK - ANNEX	CAROL STREAM IL	281	256	25	77	109	5	109	100%	60,886	172,480	3,406	4,584	7,990	Jun-23
OWENSBORO - DDC		210	209	1	69	89				50,602	109,401	4,575	3,665	8,240	Jun-23
KOKOMO - P&DF	INDIANAPOLIS IN	206	207	-1	63	88	5	15	17%	52,117	106,271	4,225	3,564	7,789	Jun-23
WILLIAMSPORT - P&DF		238	298	-60	59	127				66,077	143,059	6,701	5,384	12,084	Jun-23
TOPEKA - Northpark		187	407	-220	35	173				97,838	215,148	7,370	7,137	14,507	Jun-23
Total		1,658	1,930	-272	426	821	24	359	3	454,145	1,022,466	35,653	37,442	73,095	

APWU Article 12 excessing notification has been provided

Facility Name	Market	# ZIPS	# Routes	# Deliveries	Population	Milestone Dates						Risks			Percentage of Completion				Notes, Missed Milestones and Blockers	
						Facility Review	10% Design	70% Design	Finalized Spokes Approved	Facility Ready	Safety Walkthrough	Go-Live	Risks/Issues	Milestones	Outcomes	Facility TI or Renovation	Equipment Installation	EAS & Craft Staffing		Activation
BRYAN - P&DC-MAIN OFFICE-SHF	NA	7	123	101,387	225,893	6/29/22	7/19/22	8/24/22	11/22/22	3/2/23	2/14/23	2/24/23	None	None	None	\$5	30	25	0	
WOBURN - MPO CARRIER ANNEX	North Reading MA	8	183	85,382	195,565	10/25/22	11/18/22		11/22/22			2/24/23	None	None	None	0	0	0	0	
UTICA - P&DF	NA	17	109	59,838	132,249	9/6/22	10/11/22		11/22/22			2/24/23	None	None	None	0	0	0	0	
GAINESVILLE - P&DF	NA	11	142	105,743	225,232	9/14/22	10/11/22		11/22/22			2/24/23	None	None	None	0	0	0	0	
PANAMA CITY - P&DF	NA	8	79	64,830	135,896	9/15/22	10/11/22		11/22/22			2/24/23	None	None	None	0	0	0	0	
ANNAPOLIS - CAK	Linthicum MD	7	123	60,931	134,618							6/3/23	None	None	None	0	0	0	0	
WILLIAMSPORT - P&DF	NA	18	131	68,146	147,562							6/3/23	None	None	None	0	0	0	0	
BARTLETT/HANOVER PK - ANNEX	Carol Stream IL	5	109	60,886	172,480							6/3/23	None	None	None	0	0	0	0	
KOKOMO - P&DF	Indianapolis IN	12	88	52,117	106,271							6/3/23	None	None	None	0	0	0	0	
TOPEKA - Northpark	NA	34	173	97,838	215,148							6/3/23	None	None	None	0	0	0	0	
DWENSBORO - DDC	NA	9	89	50,602	109,401							6/3/23	None	None	None	0	0	0	0	
GOLDEN - MAIN OFFICE	Denver CO	6	110	64,086	139,239							6/3/23	None	None	None	0	0	0	0	
PASCO - P&DF	NA	8	145	107,733	261,100							6/3/23	None	None	None	0	0	0	0	
MONSEY - MAIN	WESTCHESTER NY	7	97	58,039	181,256							6/3/23	None	None	None	0	0	0	0	