

MAINTENANCE TECHNICAL SUPPORT CENTER
HEADQUARTERS MAINTENANCE OPERATIONS
UNITED STATES POSTAL SERVICE



Maintenance Management Order

SUBJECT: McGard Security Hardware for Collection
Boxes

DATE: June 6, 2017

TO: All Field Sites

NO: MMO-101-17
FILE CODE: S, S2
abox:mm17099ac

Online Change Record		
Change #	Date	Description of Change
1	04/10/2020	Made several changes to Table 1.

This Maintenance Management Order (MMO) is to notify the field of a change in Collection Box Security Fasteners and Tools. This bulletin applies to Acronym BOX and Class Codes AA, BA, CA, DA.

The McGard security hardware for collection boxes has changed. As early as mid-June of this year, collection boxes (New or Refurbished) will be shipping with updated McGard security nuts.










A unique hex key driver tool is required for installation and removal of the nuts. The screwdriver tool (PN 110050) must be ordered via on-catalog requisition from eBUY2. The ordering process for this updated security enhancement is completely automated. Refer to eBUY2 for current pricing.

Ensure all parties receiving, storing, and installing collection boxes are aware of this change.

- Advise all parties of the new security nuts.
- New hex key drivers and screw driver tools must not be misplaced. These are accountable items.
- Do not attempt to use the older version nuts or older tools with the new McGard security nuts and tools.

Table 1 depicts the new security nut and tools.

Table 1. McGard Security Nuts and Tools

Fastener PN	Fastener Description	Fastener Image	Tool* PN	Torque	Tool Description	Tool Image	Equipment	Instructions
103008E	3/8-16 Security Nut with thread seal		110665	30-35 ft-lbs	Hex Key Driver		(1) All Collection Boxes using non-standard 3/8-16 threaded studs in concrete; not usable with non-standard 3/8 "Drop-In" anchors. (2) 2008 to June 2017 national refurb 1170K & EXP only. (3) Post-June 2017 national refurb & new 1170K, EXP & LA boxes.	(1) For some older collection box installations, use to secure all 4 box "feet" to concrete pad. (2) 1 each to secure only two of the opposite end "legs" of the main body to the "feet". (3) 1 each to secure all four 1170K, EXP & LA "legs" of main body to the "feet". To reinstall, clean threads, apply Loctite 242 or equiv., and torque to 30-35 ft-lbs.
103020E	1/2-13 Security Nut with thread seal		110005	70-75 ft-lbs	Hex Key Driver		All 1170K, 1170EXP, 1170LA & 1170T Collection Boxes with required 1/2-13 studs in concrete.	Secures all 4 box "feet" to concrete pad. To reinstall, clean threads, apply Loctite 242 or equiv., and torque to 70-75 ft-lbs NOTE: For security reasons, all collection boxes should be secured to concrete using 1/2-13 hardware.
103022E	10-32 Security Nut with thread seal		110181	35-40 ft-lbs	5L-1/4 Square Driver		(1) All Post-2016 new 1170K, LA & EXP boxes; post-2018 new 1170T Large & 1170V/S Jumbo Collection Boxes & 1171K Relay Boxes. (2) Older generation 1170T & Jumbo Boxes.	(1) Secures Arrow Y Lock anti-theft bracket; 2 per install. (2) Secures required Arrow Y Lock to door of box; min 2 per install. To reinstall, clean threads, apply Loctite 242 or equiv., and torque to 35-40 in-lbs. Note: Original tool version (110092) can be ordered, if preferred. Contact McGard directly for pricing & availability info.
117304	10-32 x 3/4" Long, Flat Head Security Screw		110050	25-30 in-lbs	Screw Driver		All 1170K & EXP Collection Boxes originally made pre-2003; all pre-2020 1171K Relay Boxes.	Secures Arrow Y Lock to lock mtg plate on door of box; 4 provided with each pre-2003 1170K & EXP box refurb'd per national refurbishment program. Recommended torque 25-30 in-lbs. Use Loctite 242 or equiv when reinstalling screws.
103020EK	Bag of four (4) 1/2-13 Security Nuts with instructions		110005	70-75 ft-lbs	Hex Key Driver		All 1170K, 1170EXP, 1170LA & 1170T Collection Boxes with required 1/2-13 studs in concrete.	Kit provides hardware for securing all 4 box "feet" to concrete pad. To reinstall, clean threads, apply Loctite 242 or equiv., and torque to 70-75 ft-lbs.
* Note: McGard security tools are USPS accountable items.								

In addition, ensure the collection box is secured using two (2) standard hex nuts with a minimum of two McGard security nuts without washers on opposing corners (Figure 1).



Figure 1. Properly Secured Street Letter Box

Direct any questions or comments concerning this bulletin to the MTSC HelpDesk, online at <https://tickets.mtsc.usps.gov/login.php> or call (800) 366-4123.



Kevin Couch
Manager
Maintenance Technical Support Center
HQ Maintenance Operations